

GEO LOS ANGELES, LLC
 7625 Hayvenhurst Ave
 Suite 46
 Van Nuys, CA 91406
 Ph. 818 376 6680
 Fax 818 376 6686
 www.geofilm.com



JAVELIN CRANE

\$15,000 USD

Track wheels and track available

THE JAVELIN CRANE IS AN ULTRA-MODULAR SYSTEM. THERE ARE SEVEN POSSIBLE LENGTH VARIATIONS, AND AT THE LONGEST REACH JAVELIN WILL SUPPORT 220 lbs.

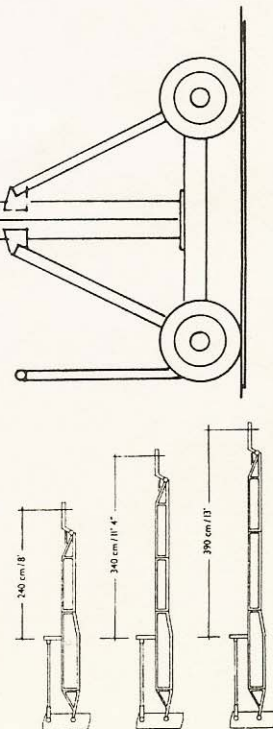
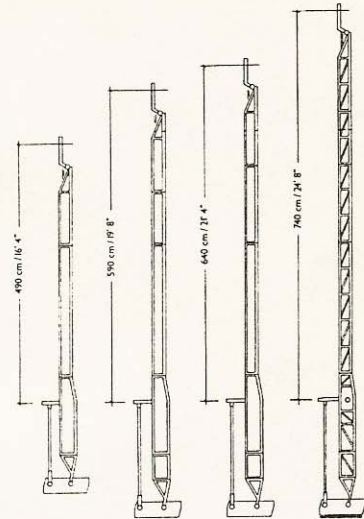
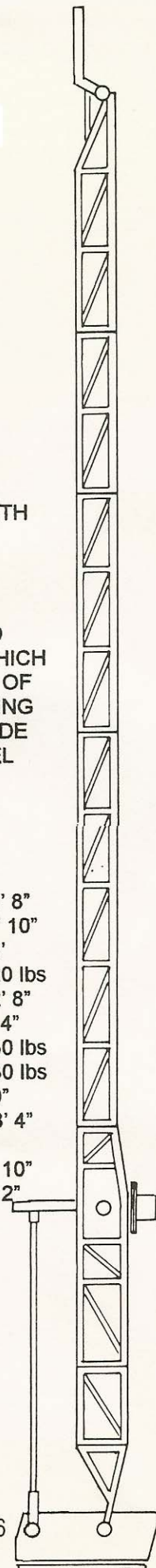
THE JAVELIN LEVELING BARS ARE LOCATED INSIDE THE ARM AND INCORPORATES A HAND TIGHTEN GRIP, AT THE END OF EACH BAR, WHICH STOPS ALL PLAY IN THE ARM. ALL SECTIONS OF THE ARM ARE CONSTRUCTED OF STEEL MAKING THE JAVELIN ULTRA STABLE. THE JAVELIN WIDE BASE DOLLY IS ALSO UNIQUE WITH A 4-WHEEL STEERING FROM BOTH SIDES.

SPECIFICATIONS:

MINIMUM ARM REACH	8'
MAXIMUM ARM REACH	24' 8"
MINIMUM PLATFORM HEIGHT	-9' 10"
MAXIMUM PLATFORM HEIGHT	26'
MAXIMUM LOAD (MAX LENGTH)	220 lbs
LENGTH OPERATIONAL	32' 8"
LENGTH TRANSPORTATIONAL	8' 4"
WEIGHT JAVELIN CRANE ARM	550 lbs
WEIGHT JAVELIN CRANE DOLLY	330 lbs
SECTION WIDTH	10"
SECTION LENGTH	<8' 4"
SECTION HEIGHT	1'
MINIMUM DOORWAY CLEARANCE HEIGHT	7' 10"
MINIMUM DOORWAY CLEARANCE WIDTH	4' 2"

OPERATIONAL LENGTHS:	8'
	11' 4"
	13'
	16' 4"
	19' 8"
	21' 4"
	24' 8"

JAVELIN	operational length	32' 8"
	arm reach	24' 8"
	maximum platform height	26'
	minimum platform height	-9' 10"
	maximum load	220 lbs



7625 Hayvenhurst Ave., Suite 46 • Van Nuys, California 91406
 Phone: 818/376-6680 • Fax: 818/376-6686